


MATHS


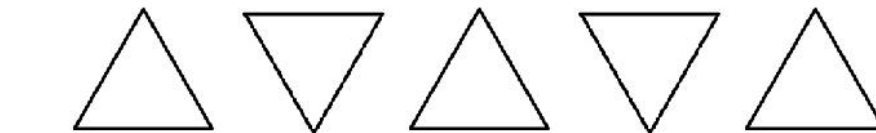

CLASS 2

5. PATTERNS

I. Look at the patterns and draw the pictures that come next in each pattern.



III. Look at the patterns . Draw and colour the next two shapes in the pattern.





5. [View Answer](#) [Discuss](#) [View Answer](#) [Discuss](#) [View Answer](#) [Discuss](#)

### III. Fill in the blanks:-

1. 4 7 10 13 16
2. 5 10 15 20 25
3. 72 76 80 84 88
4. 90 80 70 60 50
5. 1 3 5 7 9

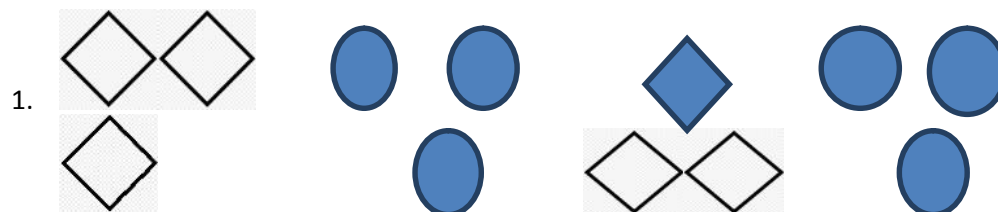
### IV. Patterns with letters:-

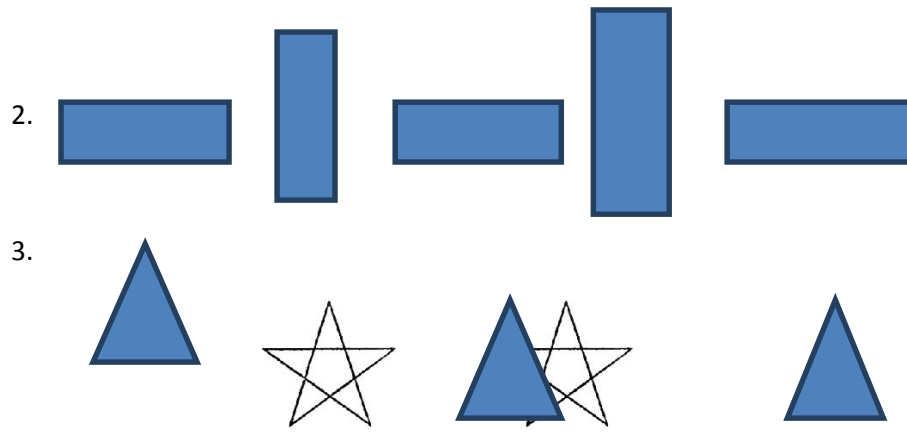
1. A C E G I K
2. D G J M P S
3. B F J N R V
4. Z X V T R P
5. S P M J G D

### v. What come next?

1. AB ab CD cd EF efGHgh
2. a1 b2 c3 d4 e5 f6 g7h8
3. 11k 10j 9i 8h 7g 6f 5e4d
4. 12 ab 34 cd 56 ef78gh
5. A1 Z26 B2 Y25 C3 X24 D4W23

### VI. Draw patterns using geometrical shaPE:-

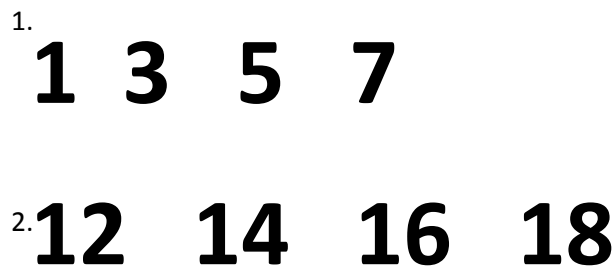




vii. Draw patterns using different fruit shapes:-



VIII. Draw patterns using numbers:-



IX. Draw patterns using objects:-

