
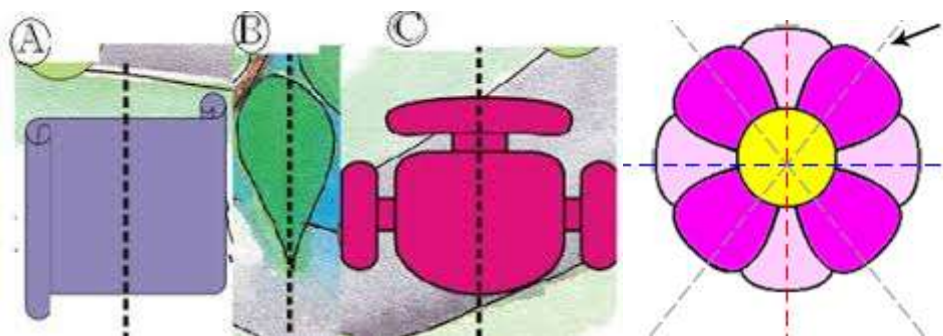
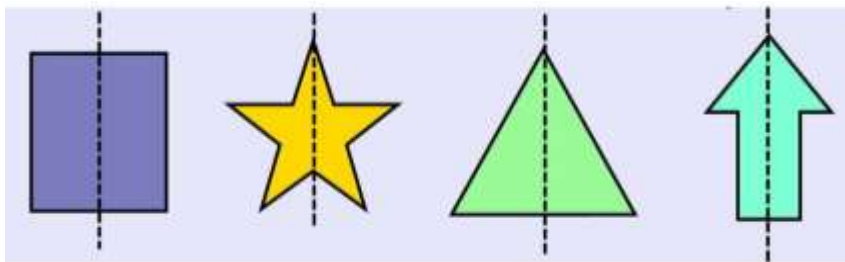


## DOES IT LOOK THE SAME?

COMPLETE THE FOLLOWING PICTURES BY DRAWING THE OTHER HALF



TICK THE SHAPES WHICH ARE DIVIDED INTO TWO MIRROR HALVES BY THE DOTTED LINE

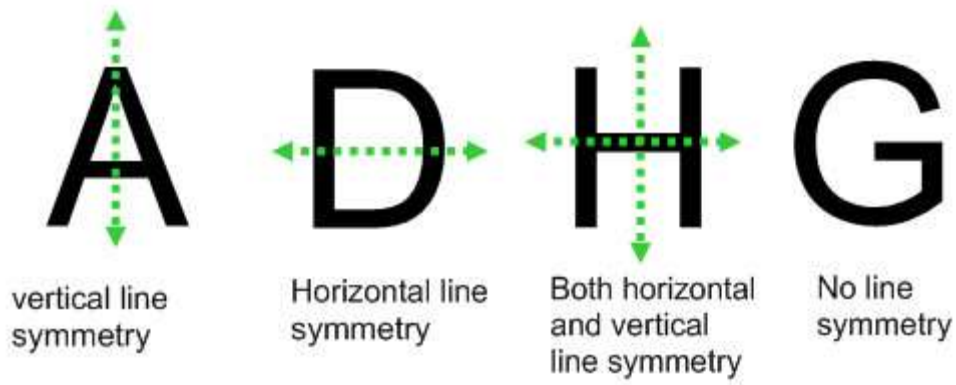


### LINE OF SYMMETRY

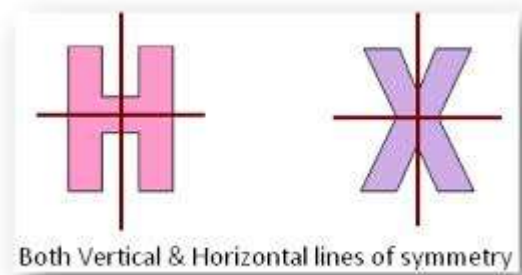
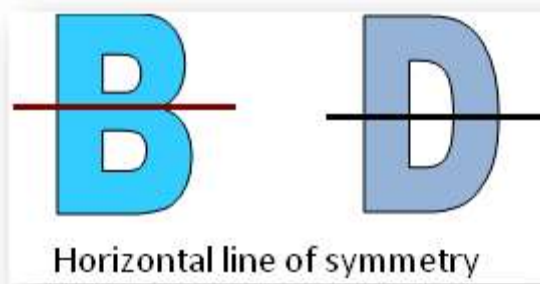
A line of symmetry divides a figure into two mirror image halves.



TYPES OF LINE SYMMETRY



EXAMPLES FOR LINE SYMMETRY



DRAW THE LINES OF SYMMETRY FOR THE FOLLOWING:

NUMBERS - 13      Lines of symmetry      Alpharack  
Name: \_\_\_\_\_ Date: \_\_\_\_\_ PRACTICE SHEET

Draw lines of symmetry


(C) Alpharack Learning Ltd      Page 4 of 5

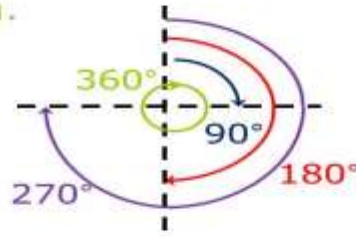
# How do you determine the angle of rotation?

A full turn is a  $360^\circ$  rotation.

A quarter turn is a  $90^\circ$  rotation.

A half turn is a  $180^\circ$  rotation.

A three quarter turn is a  $270^\circ$  rotation.



What are they rotating around?

## HALF AND ONE FOURTH OF A TURN

	<i>Given shapes</i>	<i>On 1/4 turn</i>	<i>On 1/2 turn</i>
(a)			
(b)			
(c)			
(d)			

PICTURES	Half a turn	ONE FOURTH TURN
----------	-------------	-----------------

