

# KENDRIYA VIDYALAYA GANDHIGRAM DINDIGUL

## CLASS NOTES

CLASS:1

SUB:- MATHS

TOPIC:- NUMBERS FROM 1 TO 9



One One One  
One little baby  
eating a bun.

Two Two Two  
Two little children  
go to the zoo.



Three Three Three  
Three green parrots  
flying free.

Four Four Four  
Four hungry pups  
want to eat more.



Five Five Five  
Five honey bees are  
going to the hive.

Six Six Six  
Six tiny nails  
Soni has to fix.



Seven Seven Seven  
Seven little dwarfs  
are going to heaven.



Eight Eight Eight  
Eight fat rats  
chase a cat.


Nine Nine Nine  
Nine red ants  
walk in a line.





# More or Less


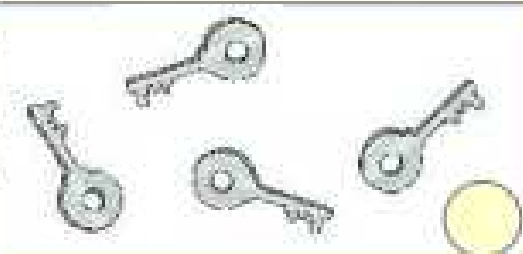
Tick(✓) more.

 <p>More <input checked="" type="checkbox"/></p>	 <p>Less <input type="checkbox"/></p>
---	---

Tick(✓) more.

 <p><input checked="" type="checkbox"/></p>	 <p><input type="checkbox"/></p>
---	---

Tick(✓) less.

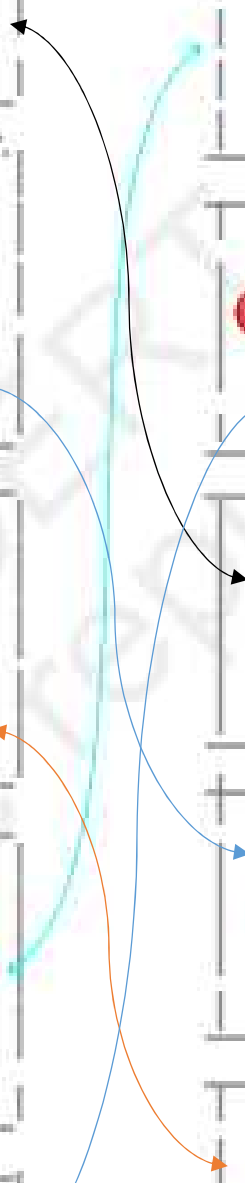




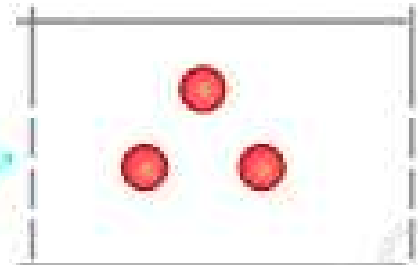

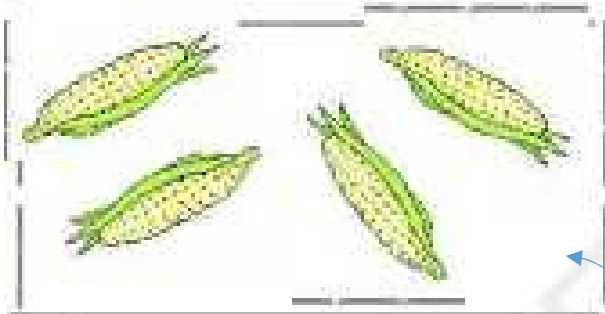
 <p><input checked="" type="checkbox"/></p>	 <p><input type="checkbox"/></p>
--	--

Tick(✓) more.

 <p><input checked="" type="checkbox"/></p>	 <p><input type="checkbox"/></p>
--	--











# Count and Match










# Count and Match

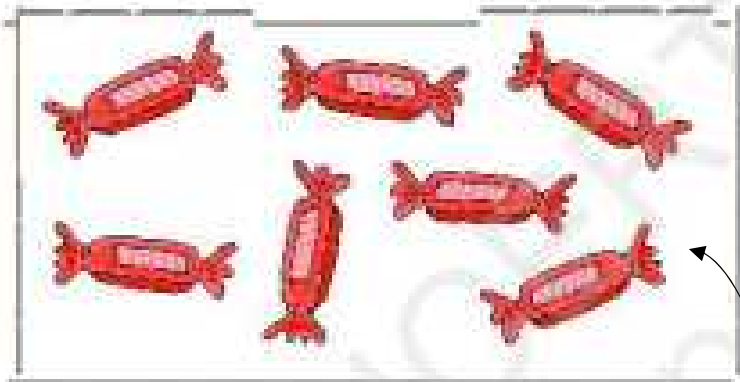



Count and match.

The image shows a matching exercise with five rows of objects and five numbered circles. The objects are: 2 watermelons, 5 bottles, 3 ladders, 4 gas cylinders, and 1 elephant. Arrows connect the objects to their corresponding numbers: 2 watermelons to 2, 5 bottles to 5, 3 ladders to 3, 4 gas cylinders to 4, and 1 elephant to 1.

	4
	3
	2
	1
	5

Count and match.

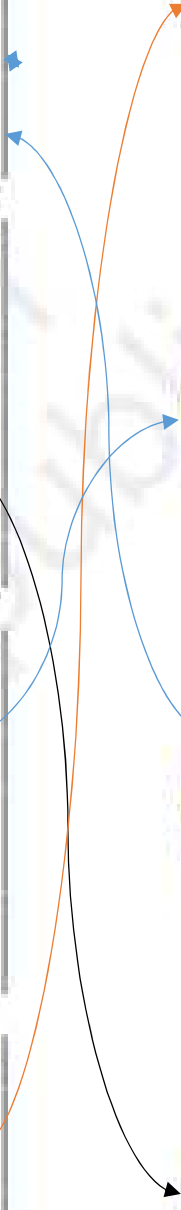
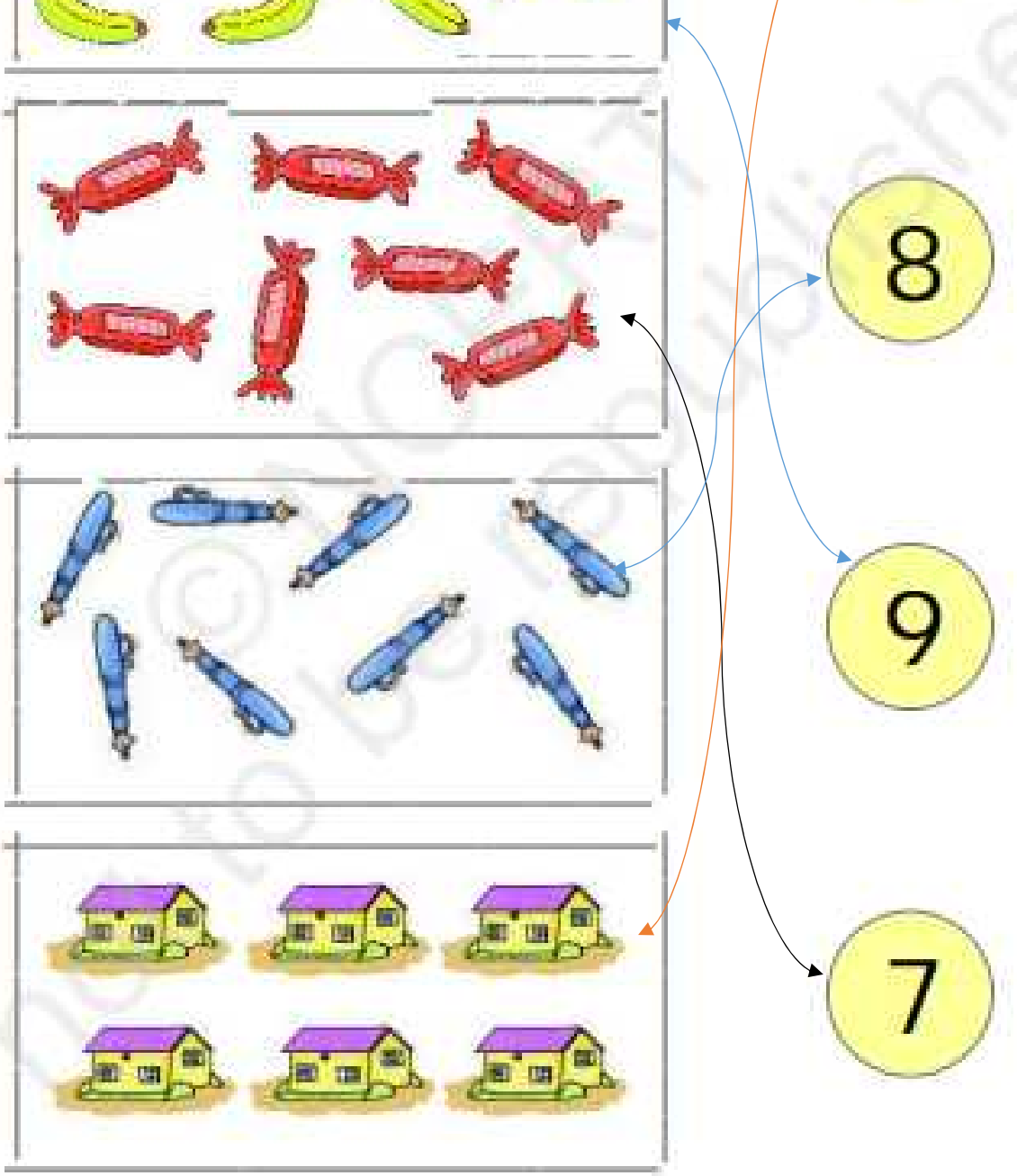


6

8

9

7



Match the numbers with the pictures.

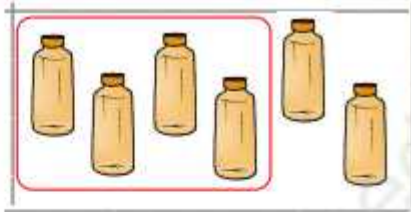
The image contains 9 numbered flowers and 9 circular images. The connections are as follows:

- Number 1 is connected to the image of 2 ice cream cones.
- Number 2 is connected to the image of 2 soccer balls.
- Number 3 is connected to the image of 3 purple fruits.
- Number 4 is connected to the image of 4 green leaves.
- Number 5 is connected to the image of 5 blue cups.
- Number 6 is connected to the image of 6 brown sticks.
- Number 7 is connected to the image of 7 red birds.
- Number 8 is connected to the image of 8 brown seeds.
- Number 9 is connected to the image of 1 camel.



Make groups of

4 bottles



3 Trees



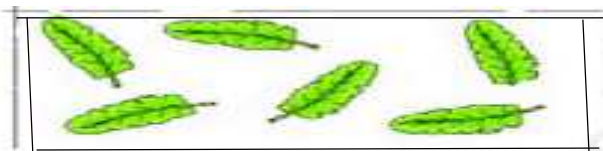
2 Drums



5 Lanterns



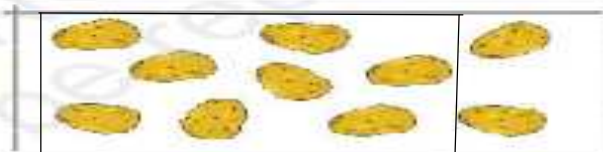
6 Leaves



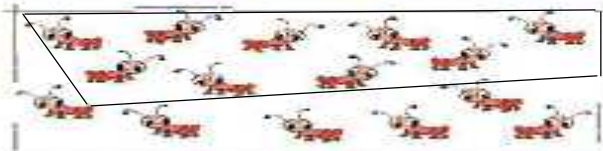
7 Glasses




8 Potatoes



9 Ants



Colour 5 balloons



Colour 4 flowers



Colour 2 trees



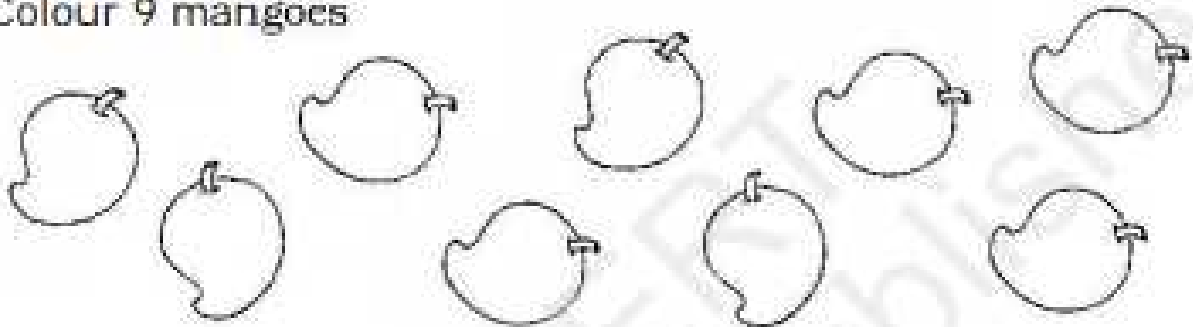
Colour 3 boats




Colour 6 birds



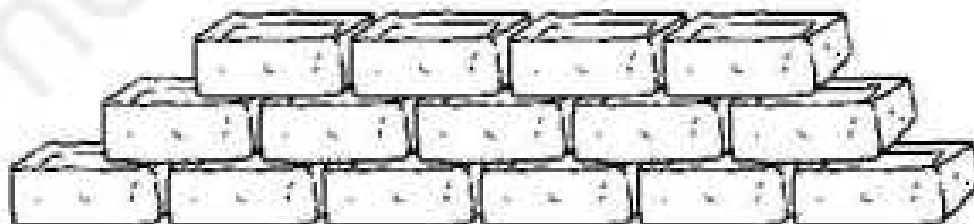
Colour 9 mangoes



Colour 1 elephant



Colour 7 bricks

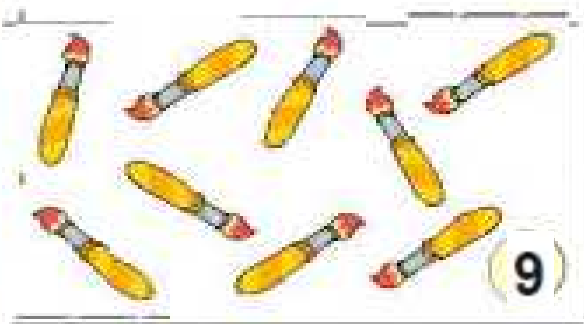
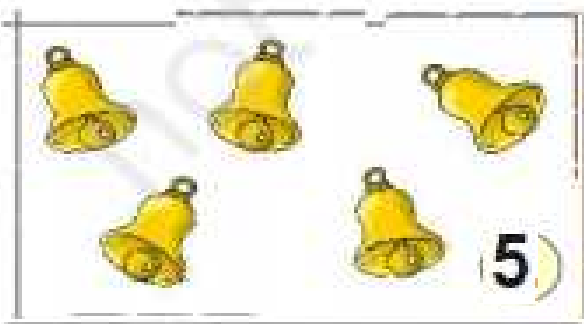

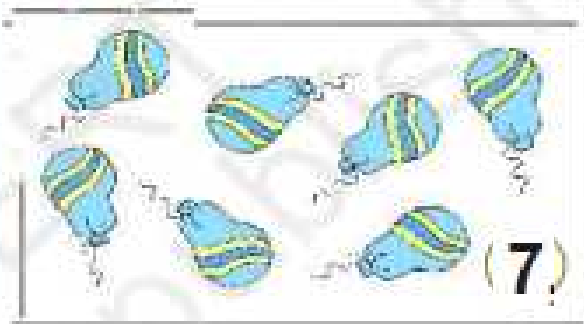
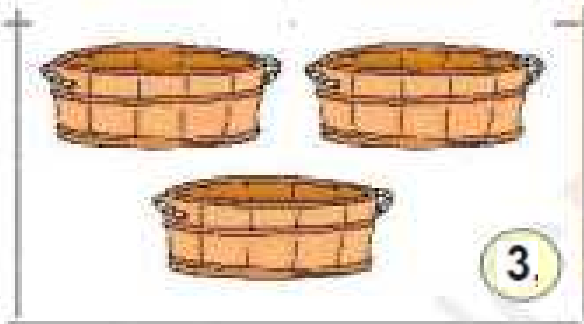



One

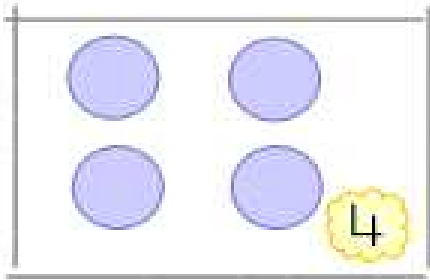


.....						


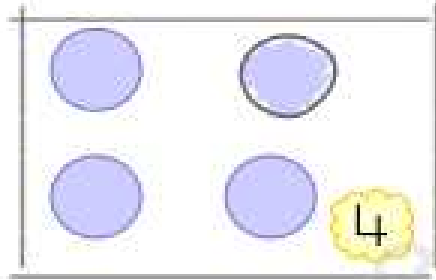
Name these things and write their number in the circle.



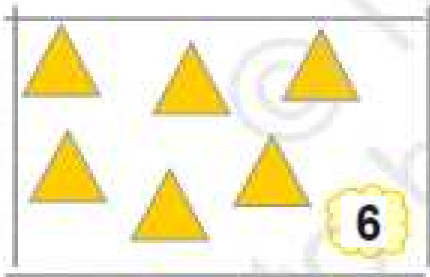
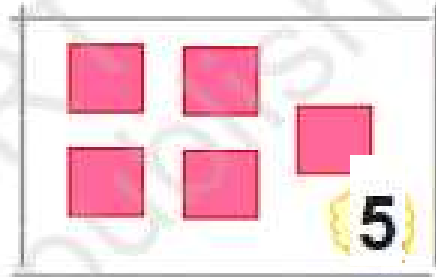
Make the collection equal.




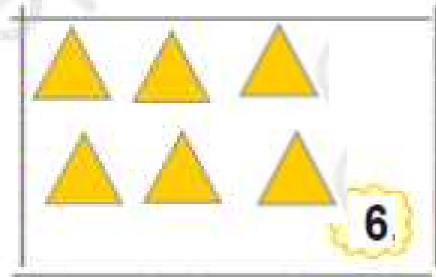
=



=



=



=



Write the missing number.




What comes before and after 5?



What comes before 6?



What comes after 1?



What comes before and after 4?



What are the next numbers?



What are the next numbers?



Count and write the number of birds on the branch.




4




3



2



1



0

