

CLASS: III

SUB: MATHEMATICS

TOPIC: WHERE TO LOOK FROM

I. TYPES OF VIEWS:

In this chapter we will learn two types of views, They are:

- i.) Top view
- ii.) Side view


II. Draw the views for the following objects:

1. Table:

i.) Top view:



ii.) Side view:



2. Pencil:

i.) Top view:



ii.) Side view:



3.) Water bottle:

i.) Top view:

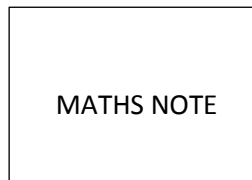


iii.) Side view:




4.) Note book:


i.)

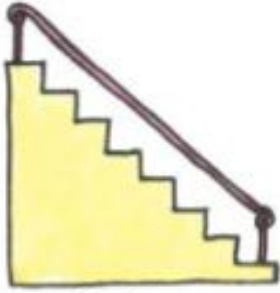


iii.) Side view:




III. Identify the views:





Staircase



Staircase



Table



Chair



Pencil




Bus



IV. RANGOLI:




V. MAKE OTHER HALF:


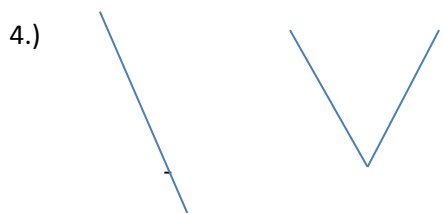
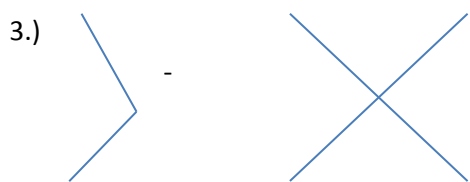
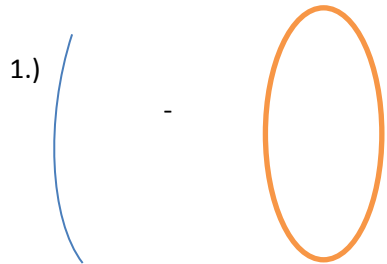


VI. MIRROR HALVES:

Look at the pictures given below. Does the dotted line divide each picture into two similar mirror halves?



VII. GUESS THE WORD AND THE LETTER:



COOKED

8.)

- COOKED

9.)

HOW

- HOW

10.)

WAX

- WAX