




Lesson – 3

Addition

COUNT THE FOLLOWING:-

				
4	+	3	=	7

				
	+		=	

				
	+		=	

COUNT THE BALLOONS



$$3 + 2 = \boxed{5} \text{ balloons}$$



$$3 + 0 = \boxed{3} \text{ balloons}$$



$$0 + 2 = \boxed{}$$



$$4 + 0 = \boxed{}$$



$$5 + 0 = \boxed{}$$



$$3 + 4 = \boxed{}$$

ADD THE FOLLOWING:-

$$\begin{array}{r} 3 \\ + 6 \\ \hline \end{array}$$

$$\begin{array}{r} 5 \\ + 2 \\ \hline \end{array}$$

$$\begin{array}{r} 3 \\ + 3 \\ \hline \end{array}$$

$$\begin{array}{r} 0 \\ + 8 \\ \hline \end{array}$$

$$\begin{array}{r} 6 \\ + 3 \\ \hline \end{array}$$

$$\begin{array}{r} 1 \\ + 7 \\ \hline \end{array}$$

$$\begin{array}{r} 2 \\ + 3 \\ \hline \end{array}$$

$$\begin{array}{r} 5 \\ + 0 \\ \hline \end{array}$$

$$\begin{array}{r} 3 \\ + 4 \\ \hline \end{array}$$

LESSON -4

SUBTRACTION



5



Take away

2



Left

3



4

Take away

2



Left



Take away




Left

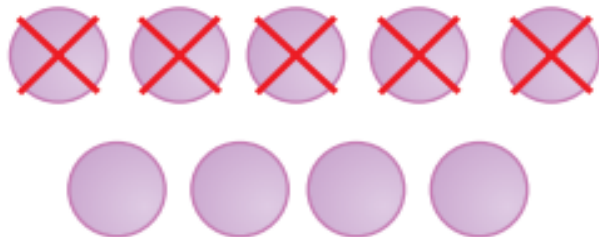
CROSS OUT THE OBJECT SHOULD TAKEN AWAY AND
WRITE THE NUMBER OF OBJECTS IN THE GIVEN
BOX:-




$$5 - 4 = \boxed{1}$$



$$6 - 2 = \boxed{}$$





$$9 - 5 = \boxed{}$$





$$4 - 4 = \boxed{}$$


SUBTRACT THE FOLLOWING:-

$$\begin{array}{r} 2 \\ - 0 \\ \hline \end{array}$$


$$\begin{array}{r} 9 \\ - 7 \\ \hline \end{array}$$


$$\begin{array}{r} 3 \\ - 0 \\ \hline \end{array}$$


$$\begin{array}{r} 8 \\ - 8 \\ \hline \end{array}$$


$$\begin{array}{r} 6 \\ - 4 \\ \hline \end{array}$$


$$\begin{array}{r} 4 \\ - 2 \\ \hline \end{array}$$
