

TITLE: SMART CHARTS





WORKSHEET NO : 1

NAME: _____ CLASS: IV SEC: _____

DATE: _____ SUBJECT: MATHS MONTH: FEBRUARY

I.) GIVEN BELOW IS THE REPRESENTATION OF DIFFERENT VEHICLES IN A TOWN STUDY AND ANSWER THE QUESTIONS:

HERE 1  SHOWS 10 VEHICLES

S.NO	VEHICLES	NO.OF VEHICLES
1.	MOTORBIKE	
2.	BICYCLE	
3.	CAR	
4.	AUTO	

1.) Which vehicle is maximum in town?

Ans: _____

2.) Which vehicle is 50 in number?

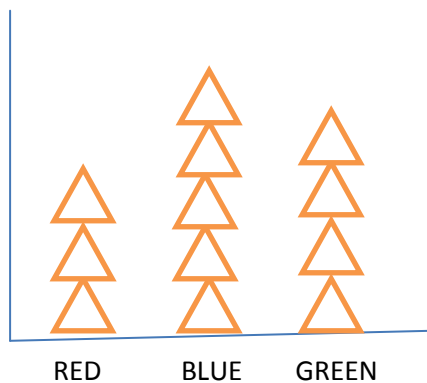
Ans: _____

3.) What is the total number of vehicles in town?

Ans: _____

II.) OBSERVE THIS CHART AND ANSWER:

HERE 1  SHOWS 4 CHILDREN




1.) Number of children who like red colour = _____

2.) Number of children who like blue colour = _____

3.) Total number of students : _____

III.) OBSERVE THE PIE CHART AND ANSWER THE FOLLOWING QUESTIONS:



1.) Total number of books in library = _____

2.) Total number of math book in library = _____

IV.) OBSERVE THIS PICTURE AND DRAW A TALLY MARKS:

www.worksheetfun.com

Count and Tally

www.worksheetfun.com

1.) How many flowers are there totally? _____

2.) How many balls are there? _____

TEACHER'S SIGN:

PARENT'S SIGN: