

KENDRIYA VIDYALAYA GANDHIGRAM – DINDIGUL

WORKSHEET

NAME: \_\_\_\_\_ CLASS : I A & B

TOPIC: NUMBERS FROM 11 TO 20 SUB : MATHEMATICS

ABILITY TO COMPUTE

I) FILL IN THE BLANKS:-

1. \_\_\_\_\_ comes just after 19.
2. 14 comes just after \_\_\_\_\_.
3. 15 comes just before \_\_\_\_\_.
4. 19 comes just \_\_\_\_\_ 10.
5. 15 is just \_\_\_\_\_ 16.
6. 12 comes just after \_\_\_\_\_.
7. 16 comes between \_\_\_\_\_ and \_\_\_\_\_
8. 13 is \_\_\_\_\_ and 12 and 14.
9. 13 is just before \_\_\_\_\_.
10. 16 is just \_\_\_\_\_.

II) WRITE THE NUMBEERS NAME FOR THE FOLLOWING NUMERALS:-

1. 19 - \_\_\_\_\_
2. 16 - \_\_\_\_\_
3. 15 - \_\_\_\_\_
4. 12 - \_\_\_\_\_

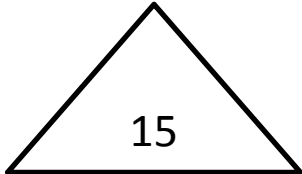
5. 11 - \_\_\_\_\_

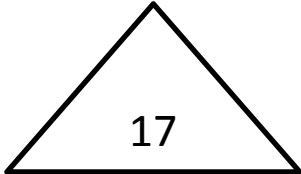
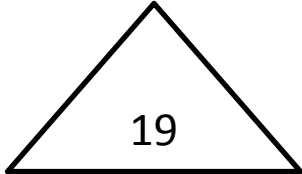
### FORMING NUMBERS

III) DRAW A CIRCLE AROUND THE NUMBER THAT COMES IN BETWEEN THE NUMBERS GIVEN IN THE LEAVES:-

1.  12 17 15 

2.  20 12 17 

3.  15 14 18 

4.  18 13 16 

5.  16 18 13 

WORKSHEET

NAME: \_\_\_\_\_ CLASS : I A & B

TOPIC: NUMBERS FROM 11 TO 20 SUB : MATHEMATICS

PROBLEM SOLVING ABILITY

I) SOLVE THE FOLLOWING PROBLEMS:-

1. Farida plucked 4 apples. Sita plucked 6 apples. Both put them together. How many apples are there now?

Number of apples plucked by Farida =

Number of apples plucked by Sita =

\_\_\_\_\_

\_\_\_\_\_

They altogether had \_\_\_\_\_ apples.

2. Rahim had 8 flowers. He put three flowers in a vase . How many flowers was left with him?

Number of flowers Rahim had =


Number of flowers put in a vase = \_\_\_\_\_


\_\_\_\_\_


The number of flowers left with Rahim is \_\_\_\_\_.


## UNDERSTANDING THE BASIC CONCEPTS

### II) COUNT AND WRITE:-

1.  + 2 = \_\_\_\_\_  
\_\_\_\_\_ tens + \_\_\_\_\_ ones = \_\_\_\_\_

2.  + 7 = \_\_\_\_\_  
\_\_\_\_\_ tens + \_\_\_\_\_ ones = \_\_\_\_\_

3.  + 5 = \_\_\_\_\_  
\_\_\_\_\_ tens + \_\_\_\_\_ ones = \_\_\_\_\_

4.  + 9 = \_\_\_\_\_  
\_\_\_\_\_ tens + \_\_\_\_\_ ones = \_\_\_\_\_

