

KENDRIYA VIDHYALAYA GANDHIGRAM- DINDIGUL

NAME : _____

CLASS : I A & B

DATE : _____

TOPIC : TIME

PROBLEM SOLVING ABILITY

I) DRAW THE HOUR HAND ON THE CLOCKS TO SHOW THE CORRECT TIME :-

1. 2 o'clock



2. 6 o'clock



3. 8 o'clock



4. 10 o'clock



5. 12 o'clock



6. 11 o'clock



UNDERSTANDING THE BASIC CONCEPTS

II) NUMBER THE ACTIVITIES IN SEQUENCE AND WRITE THE NUMBERS IN BOXES :-

a.



b.



c.



d.



e.



f.



KENDRIYA VIDHYALAYA GANDHIGRAM- DINDIGUL

NAME : _____ CLASS : I A & B
DATE : _____ TOPIC : TIME

FORMING NUMBERS

I) FILL IN THE BLANKS:-


1. _____ is the day just before Monday.
2. _____ is the day between Sunday and Tuesday .
3. _____ is the day between Tuesday and Thursday.
4. _____ is the day just after Sunday.
5. _____ is the sixth day of the week.
6. _____ is the third day of the week.
7. _____ is the last day of the week.
8. _____ is the day between Friday and Sunday .
9. _____ is the first day of the week.
10. _____ is the day after the last day of the week.

PROBLEM SOLVING ABILITY


II) WRITE THE TIME SHOWN BY EACH OF THE FOLLOWING CLOCKS:-




1.



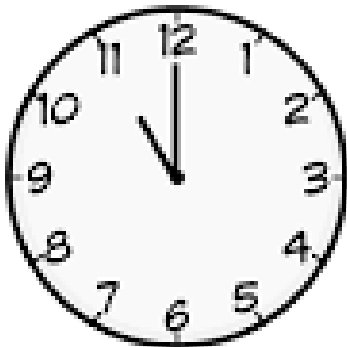
2.



3.



4.



5.



6.

NAME : _____



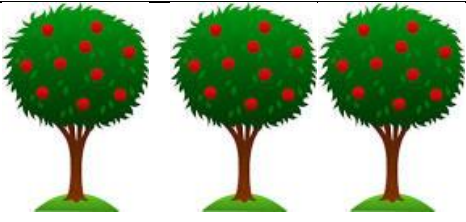




CLASS : I A & B

DATE :

TOPIC : MEASUREMENT

UNDERSTANDING THE BASIC CONCEPT


I) LOOK AT THE PICTURE AND CIRCLE THE SMALLEST OBJECT:-

ABILITY TO COMPUTE

II) ARRANGE THE DECREASING ORDER OF WEIGHT:-

A. Write 1, 2, 3 and 4 in the boxes.

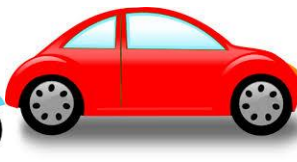



1. _____ is the lightest.

2. _____ is the heaviest.

III) ARRANGE IN INCREASING ORDER OF WEIGHT:-

B. Write 1, 2, 3 and 4 in the boxes.



1. _____ is the lightest.

2. _____ is the heaviest.

KENDRIYA VIDHYALAYA GANDHIGRAM- DINDIGUL

NAME : _____

CLASS : I A & B

DATE :

TOPIC : MEASUREMENT

UNDERSTANDING THE BASIC CONCEPTS

I) USE AN ERASER TO MEASURE THE FOLLOWING OBJECTS:-

a. A crayon = _____ erasers.



b. A pencil = _____ erasers.



c. A scale = _____ erasers.



II) USE A PAPER CLIP TO MEASURE THE FOLLOWING OBJECTS:-

a. A brush = _____ paper clips.



b. A pen = _____ paper clips.



c. A marker = _____ paper clips.



PROBLEM SOLVING ABILITY

II) MEASURE THE LENGTH OF THE FOLLOWING OBJECTS BY THE GIVEN NON- STANDARD UNITS:-

1. Pencil box = _____ nails.
2. Tooth brush= _____ match sticks.
3. Water bottle= _____ crayons.
4. Mathsbook= _____ sharpeners.
5. Pencil = _____ crayons.
6. School bag== _____ erasers.
7. Crayon = _____ sharpeners.

III) WHICH BODY PARTS DO YOU USE TO MEASURE THE FOLLOWING?

1. Pencil box _____
2. Pencil _____
3. Notebook _____
4. Ruler _____
5. Top of the desk _____
6. Black board _____

