

NAME : _____

CLASS : I A & B

DATE :

TOPIC : SHAPES AND SPACE

Understanding the basic concepts

I) FILL IN THE BLANKS:-

1.



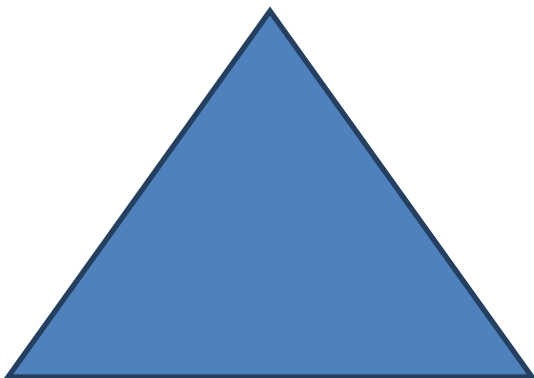
has _____ sides, _____ corners.

2.




has _____ sides, _____ corners.

3.



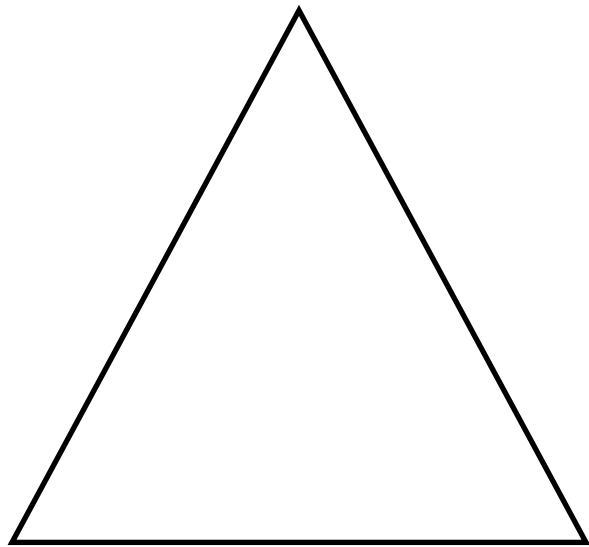

has _____ sides, _____ corners.

4.



has _____ sides, _____ corners.

II) COLOUR THE SHAPES GIVEN BELOW:-



KENDRIYA VIDHYALAYA GANDHIGRAM- DINDIGUL

NAME : _____

CLASS: I A & B

DATE :

TOPIC: SHAPES

ABILITY TO COMPUTE

I) IDENTIFY THE SHAPES FROM THE FOLLOWING:-

1. Carrom board, chess board. - _____.
2. Ball, coins. - _____.
3. Samosa, - _____.
4. Box, Book - _____.

ABILITY TO COMPUTE

II) FIND THE ODD MAN OUT:-

1. Chair, Table, Fan, Ball. - _____
2. Tree, Thread, box, stool. - _____
3. Water, Apple, Brinjal, chess board - _____
4. Samosa, Halwa, jilebi, Kesari. - _____

PROBLEM SOLVING ABILITY


III) WHO AM I?

1. I am equal in all sides. Who am I? - _____.
2. My opposite sides are equal. Who am I? - _____.
3. I have three sides. Who am I? - _____.
4. I have no sides and no corners. Who am I? - _____.

BASIC CONCEPTS

IV) MATCH THE FOLLOWING:-

2-D



3-D

