

KENDRIYA VIDYALAYA

On My Blackboard I Can Draw

CLASS:II

SUB:ENGLISH

I.New words:

Gates

Wide

Lead

Chimney

Marigolds

Straight

II.Write the Rhyming words:

Wide-Inside

Bright-Straight

Tall-Wall

III.Write the words which starts by "D"

Draw

Door

Donkey

Dog

December

IV.Make some words from the given words"

"Blackboard"

Black

Board

Road

Card

Lock

V.Draw the picture for the given words:


Window




Door



Chimney



Wall



VI. Using the pictures as clues fill in the blanks:



He is as busy as a **Bee**



Raj is as slow as a **Snail**



This pen is as light as a **Feather**



My hair is as black as **Sky**



My teeth is as white as **Milk**

VI. Answer the following questions:

1. How many windows does the house have in this poem?

The house has five windows in this poem.

2. How many chimneys does the house have?

The house has four chimneys

3. Where do the marigolds grow?

The marigolds grow against the wall.

KENDRIYA VIDYALAYA

STD :II

Worksheet-1

SUB:English

I.Read the poem carefully and answer the following questions:

On my blackboard I can draw
One little house with one green door
Two brown gates that open wide
Three red steps that lead inside
Four little chimneys painted white
Five little windows shinning bright
Six yellow marigolds straight and tall
Growing up against the wall

1.What is the colour of the door?

2.How many gates are there in this poem?

3.Which is shining bright?

4.Describe:Marigolds

5.Which is growing up against the wall?

II.Change from singular to plural by adding"ies"

City-Cities

Library-Libraries

Country-Countries

Duty-Duties

Cry-Cries

III. Match the following :



Honeybee

-Light



Feather



-Slow




Snail

-Busy

IV. Create the given picture as Happy and Sad



Happy



Sad

KENDRIYA VIDYALAYA

STD :II

Worksheet-2


SUB:English

I.Look at the pictures and Write their names:











II. Colour the given picture:



III. Speak about : "My house"

KENDRIYA VIDYALAYA

Make It Shorter

STD:II

SUB:ENGLISH

I.New words:

Order

Rub

Puzzle

Erase

Court

II.Make the new words from the given words by adding “er”

Short-Shorter

Bright-Brighter

Dark-Darker

Light-Lighter

Big-Bigger

Fast-Faster

III.Write the past tense for the given words

Order-Ordered



Make-Made

Rub-Rubbed

Look-Looked

IV.Draw the pictures for the given comments:

Big Bigger

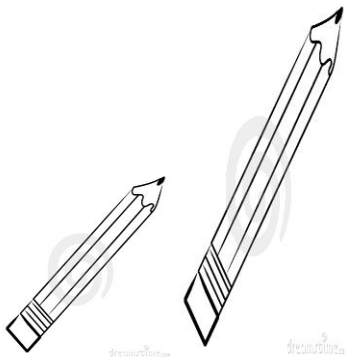


Small

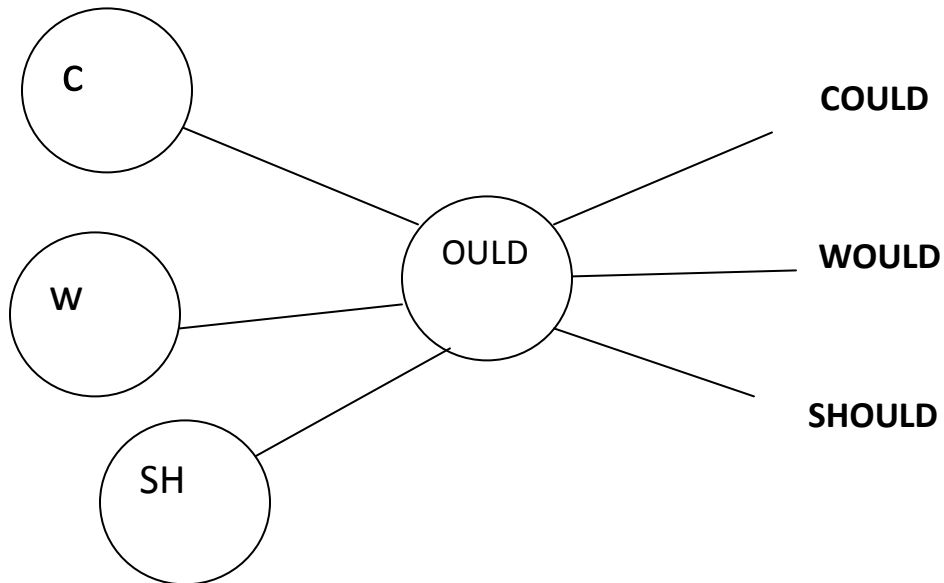
Smaller



Long Longer



V. Make some words from the given clues:



IV. Answer the following

What did Akbar order one day?

Oneday Akbar ordered to make a line shorter without rubbing any part of it

2. What did each minister do?

Each minister looked at the line and were puzzled.

3. How did Birbal make the line shorter?

Birbal drew a longer line below the first one.